


Name: _____

Date: _____

Fraction Introduction

a

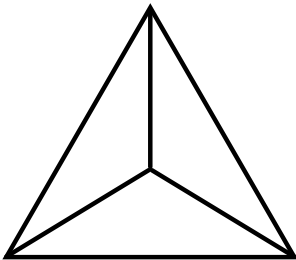


This square has 2 equal parts.

It is divided into halves.

One part is called one half.

b

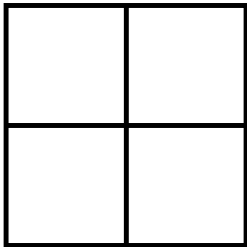


This triangle has _____ equal parts.

It is divided into _____.

One part is called _____.

c

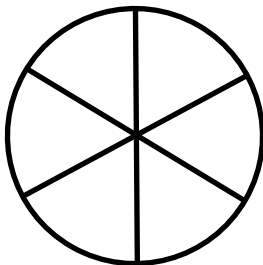


This square has _____ equal parts.

It is divided into _____.

One part is called _____.

d




This circle has _____ equal parts.

It is divided into _____.

One part is called _____.

e



This circle has _____ equal parts.


It is divided into _____.

One part is called _____.

ANSWER KEY

Fraction Introduction

a

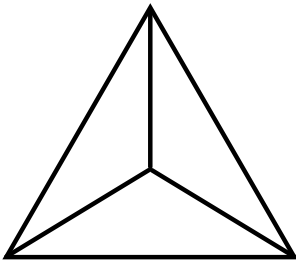


This square has 2 equal parts.

It is divided into halves.

One part is called one half.

b

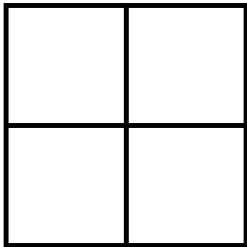


This triangle has 3 equal parts.

It is divided into thirds.

One part is called one third.

c

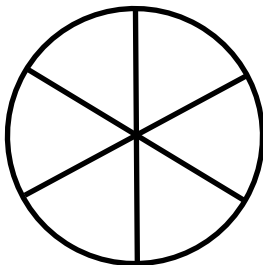


This square has 4 equal parts.

It is divided into quarters.

One part is called one quarter.

d




This circle has 6 equal parts.

It is divided into sixths.

One part is called one sixth.

e



This circle has 8 equal parts.

It is divided into eighths.

One part is called one eighth.