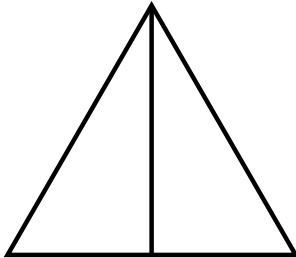


Name: _____

Date: _____

Fraction Introduction

a




This triangle has 2 equal parts.

It is divided into halves.

One part is called one half.

b




This circle has _____ equal parts.

It is divided into _____.

One part is called _____.

c




This square has _____ equal parts.

It is divided into _____.

One part is called _____.

d

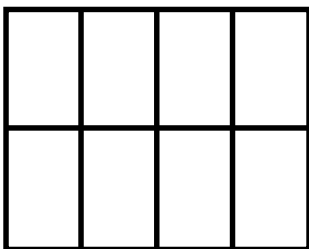


This star has _____ equal parts.

It is divided into _____.

One part is called _____.

e



This rectangle has _____ equal parts.

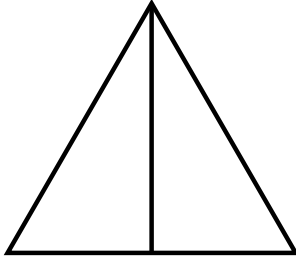
It is divided into _____.

One part is called _____.

ANSWER KEY

Fraction Introduction

a




This triangle has 2 equal parts.

It is divided into halves.

One part is called one half.

b




This circle has 3 equal parts.

It is divided into thirds.

One part is called one third.

c




This square has 4 equal parts.

It is divided into quarters.

One part is called one quarter.

d

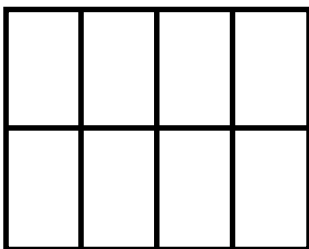


This star has 5 equal parts.

It is divided into fifths.

One part is called one fifth.

e



This rectangle has 8 equal parts.

It is divided into eighths.

One part is called one eighth.