

Name:

Date:

## Parts of a Plant Match

Draw lines to match the parts of a flower with the correct picture.




Flower ●

Fruit ●

Stem ●

Roots ●

Leaf ●



ANSWER KEY

Parts of a Plant Match

Draw lines to match the parts of a flower with the correct picture.

Flower

Fruit

Stem

Roots

Leaf

The diagram shows five labels on the left, each with a black dot: Flower, Fruit, Stem, Roots, and Leaf. On the right, there are five circular images, each with a black dot: a green leaf, a yellow flower, a red tomato, a green stem, and a root system. Red lines connect the labels to the images as follows: Flower to the tomato, Fruit to the flower, Stem to the stem, Roots to the roots, and Leaf to the leaf.